

# POWER YOUR FUTURE

## Cummins Generator LG720C

# KTA38-G2A

Prime Power: 728KW/910KVA

Standby Power: 800.8W/1001KVA



## GENERATING POWER SOLUTIONS

### Increased availability for new operations

Reliable, robust and versatile generator.  
Ready to deliver power for a next job.

### Increased uptime during operations

Once installed on the end-user-site, the generator will be ready to run: "peace of mind" operation.

### Reduced transport and installation costs

The compact and robust design with integrated transport features enables faster and safer transport and installation.

### Reduced service & maintenance costs

Longer service intervals.  
Quicker and more efficient service jobs.

### Premium resale value

Designed and built to last.

### SAFETY

- Operate safely in accordance with proper operation manual.
- To prevent trouble and accidents, perform daily and preventive maintenance checks without fail.

## Cummins Series

25KVA--2000KVA



## FUAN LONGKAI POWER CO.,LTD.

### Headquarters:

Add: Wei 5 Road, Tiehu Industrial Zone, Fuan, Fujian, China

Tel: +86-0593-6309773 Fax: +86-0593-6586988

E-mail: [sales@longkaipower.com](mailto:sales@longkaipower.com)

Web: [www.longkaipower.com](http://www.longkaipower.com)

## Technical Data

Model	LG720C	
Rated prime power	kva	910
Rated standard power	kva	1001
Rated voltage line to line	V	400/230
Rated current	A	1314
Maximun sound level	dB(@7m)	≤102

### Engine-DCEC Cummins

Model	KTA38-G2A	
Aspiration	4 stroke, 60°V type 12 cylinder diesel engine	
Fuel system	PT type	
No. cylinders	V 12	
Displacement	Liquid	38
Bore*Stroke	mm	159*159
Compression ratio	14.5:1	
Rated speed	r/min	1500
Rated net power(with fan)	Kw	813
Governor type	EFC Electrical	
Start Motor	V	24

### Exhaust System

Exhaust gas flow	L/s	2759
Exhaust gas temp	°C	507
Max back pressure	kPa	10

### Aspiration System

Max inlet pressure	kPa	100
Allow intake resistance	kPa	6.23-3.74
Air flow	L/s	1001

### Fuel System

100% load(Prime power)	Kg/h	165
75% load(Prime power)	Kg/h	128
50% load(Prime power)	Kg/h	91
Fuel tank capacity	L	1500
	(External Fuel Tank)	

### Lubrication System

Oil capacity	L	135.1
Oil consumption	g/kwh	≤4
Oil pressure	kPa	138
	(continuous operation)	

### Cooling System

Coolant capacity	L	123.8
Thermostat operation range	°C	82-93
Max water temperature	°C	104

### Alternator-LONGKAI POWER


Model	LONGKAI	LK634D
	STAMFORD	LVI634D-HCI634H-S6L1D-D4
Phase	3	
Voltage	V	400/230
Wiring Type	3 Phase 4 wire, Y type	
Bearing	1	
Power factor	0.8	
Frequency	Hz	50
Prime power	KW	728
Exciter Type	Brushless, self-excitation	
Voltage regulation	%	±0.5
Protection Grade	IP 23	
Insulation grade	H/H	
Altitude	m	≤1000

### Controller-DEESEA

Model	DSE6120MK3
-------	------------

Protective functions:

- Low oil pressure
- High water temperature
- High/low voltage
- High Engine Temperature and Overspeed.
- Voltage regulator frequency regulator
- Emergency stop
- Start failure



### Control Module Options



- Auto generator control module
- Control module with " Three Remote Control " functions
- ATS auto load transfer screen
- Synchronising control modules
- Power output cabinet

### Standard Features

- Engine(CCEC Cummins)
- Radiator 50°C max,fans are driven by bel
- 24V charge alternator
- Alternator: single bearing alternator IP23, insulation class H/H
- Standard auto control system
- One set of air filter, fuel filter, oil filter
- Main line circuit breaker/MCCB
- Base fuel tank
- Two 24V batteries, rac and cable
- Exhaust system(Ripple flex exhaust pipe, exhaust siphon, flange, muffler)
- User manual

### Options

- Battery charge
- Engine heater
- Alternator heater
- PMG
- Water oil separator
- Daily fuel tank
- Remote control panel
- Automatic transfer switch/ATS
- Switch box
- Standard: ●                      Options:○

### Warranty\*

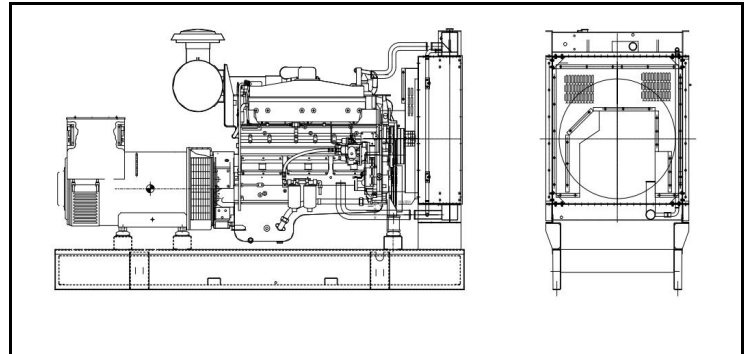
#### Cummins Engine

12 months from date of purchase and 1000 hours.

#### Generator

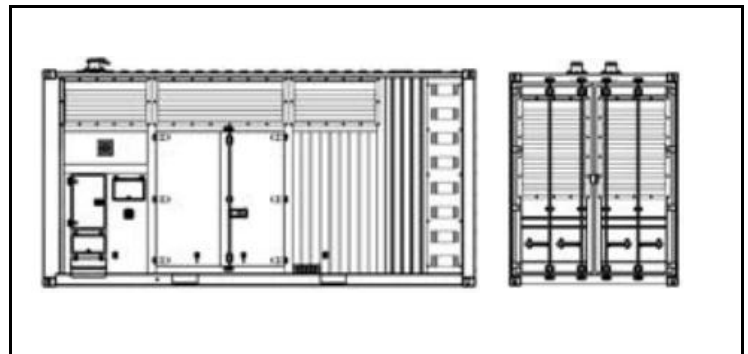
12 months from date of purchase or 1000 hours (whichever occurs first).

### Unit Dimensions(Basic unit)



#### Open Type

L*W*H	mm	4400*1760*2250
Weight	kg	4706



#### Silent Type(Standard 20'ft container)

L*W*H	mm	6058*2438*2591
Weight	kg	12200